

SPECTRALED HIGH BAY



LED High Bay



100W | **120W** | **150W** | **200W**

15,500
lumens

18,600
lumens

23,250
lumens

31,000
lumens

300W | **400W** | **500W**

45,000
lumens

65,558
lumens

84,865
lumens

Hello Performance!

The SPECTRALED Highbay is a high-efficiency industrial luminaire engineered for dependable performance, optimal heat dissipation and long service life in demanding applications such as warehouses, industrial facilities, food processing and cold storage environments.

With efficacy up to 170 lm/W, robust IP65 and IK10 ratings and a rated life of L90B10 100,000 hours at Ta 25°C, it delivers consistent output and durability where uptime matters. Multiple optics (60°, 90°, 120°) and mounting options provide layout flexibility, while wide input voltage support simplifies site compatibility.



Fit-For-Purpose:

- Warehouse lighting
- Industrial facilities
- Food processing lighting
- Cold storage lighting
- Logistics hub lighting
- Assembly area lighting
- Emergency Lighting




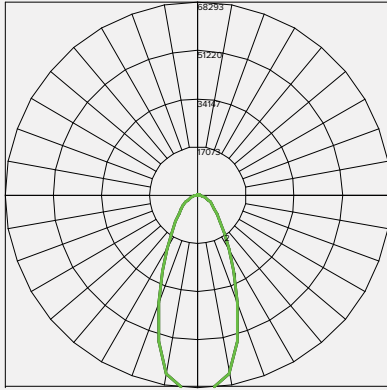
EASY INSTALLATION
BRACKET

PROFESSIONAL
OPTICS


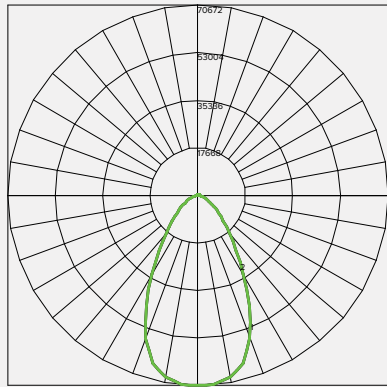
POLYCARBONATE
DIFFUSER




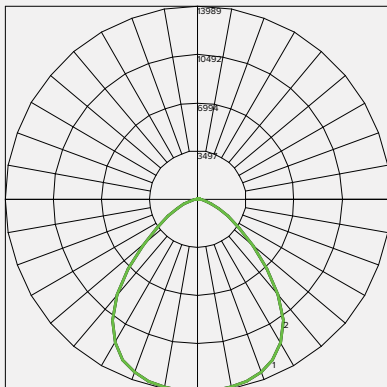
45° Beam Angle



60° Beam Angle



90° Beam Angle




FEATURE	HLED0100	HLED0120	HLED0150	HLED0200	HLED0300	HLED0400	HLED0500
NOMINAL POWER	100 Watts	120 Watts	150 Watts	200 Watts	300 Watts	400 Watts	500 Watts
LUMINOUS FLUX (LM)	UP TO 15,500	UP TO 18,600	UP TO 23,250	UP TO 31,000	UP TO 45,000	UP TO 65,558	UP TO 84,865
LUMINOUS EFFECIENCY (LM/W)	UP TO 155	UP TO 155	UP TO 155	UP TO 155	UP TO 155	UP TO 165	UP TO 170
BEAM ANGLE	60°, 90°, 120°	60°, 90°, 120°	60°, 90°, 120°	60°, 90°, 120°	60°, 90°, 120°	45°, 60°, 90°	45°, 60°, 90°
COLOUR TEMPERATURE	5000K (STANDARD) 3000K / 4000K / 5700K (OPTIONAL)						
LED LIFETIME (HOURS) @ TA 25 °C	L90B10 > 100 000 HRS						
CRI	>70						
DIFFUSER	POLYCARBONATE - IK10						
NOMINAL INPUT VOLTAGE	100V - 277V						
OPERATING TEMPERATURE	-30°C to 50°C						
SURGE PROTECTION	6kV (Standard)						
IP RATING	IP65						
DIMENSIONS L x W x H (MM)	258 x 258 x 147	299 x 299 x 147	299 x 299 x 147	347 x 347 x 150	400 x 400 x 202	400 x 400 x 202	400 x 400 x 202
WEIGHT (KG)	2.2 KG	2.2 KG	2.2 KG	2.7 KG	7 KG	7 KG	7 KG

* Values shown are AFTER both Thermal and Optical losses. Output will vary depending on optics utilised. Performance values are subject to ±5% variance.

Product Code Logic

HLED	-	XXXX	-	X	X	X	-	X	X
FAMILY NAME		WATTAGE		CT	OPTICS	MOUNTING		OPERATING MODE	ACCESSORIES
		0100 = 100W		3 = 3000K	0 = 120°	E = Eyebolt (Standard)		0 = Standard	0 = Microwave Motion Sens
		0120 = 120W		4 = 4000K	3 = 45°	S = Stirrup Bracket		E = Emergency Maintained	1 = Zigbee Lighting System
		0150 = 150W		5 = 5000K	6 = 60°			N = Emergency Non-Maintained	2 = DALI Controller
		0200 = 200W		6 = 5700K	9 = 90°				3 = Dimmable
		0300 = 300W							4 = 90V - 305V Input
		0400 = 400W							
		0500 = 500W							
		51440 = 1440W							

Related Products



Blowfish



BM3 HID



+27 11 614 4327



lighting@ilangalighting.co.za



www.ilangalighting.co.za



24 Julbert Road, Benrose,
Johannesburg, 2094

A LIGHTING SOLUTION FOR **EVERY** APPLICATION!

ILANGA LIGHTING DISTRIBUTION COMPANY (PTY) LTD - REG 2003/030689/07

B-BBEE
LEVEL **2**
CONTRIBUTOR

SABS
ISO 9001